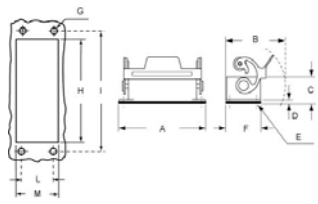
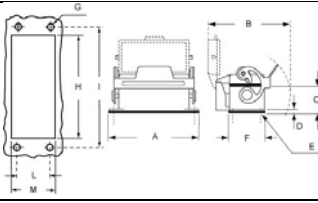
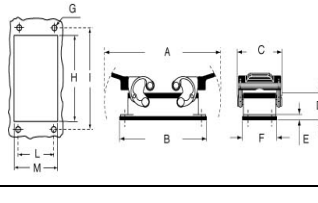
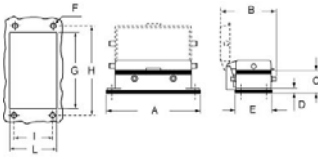
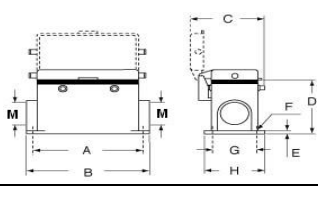
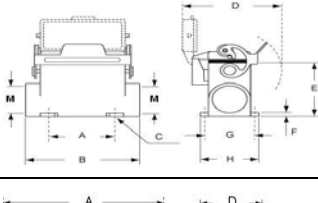
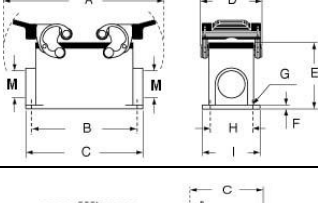
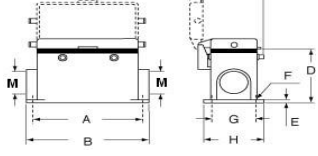


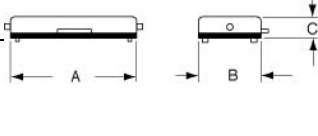
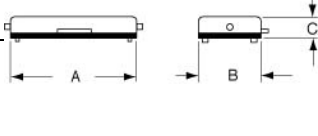
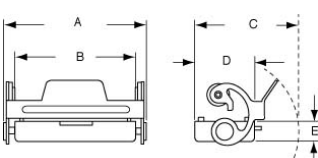
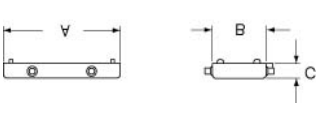
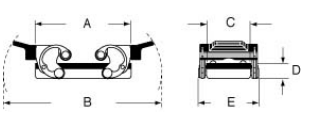
Enclosures	Type	Pol+ PE	Dimensions (mm)											Page 1
			A	B	C	D	E	F	G	H	I	L	M	Art.-Nr.
	1 Latch	10 pol.	83	54	27	5,5	4,5	32	3,4	57	70	17,5	23	16554
		16 pol.	98	54	27	5,5	4,5	32	3,4	74	86	17,5	23	16564
	1 Latch, with cover	10 pol.	83	78	27	5,5	4,5	32	3,4	57	70	17,5	23	16555
		16 pol.	98	78	27	5,5	4,5	32	3,4	74	86	17,5	23	16565
	2 Latches 2 x 16-pol	32 pol.	146	104	71	29,5	5,5	58,5	4,4	72	92	42	48	16544
	4 Bolts, with cover 2 x 16-pol	32 pol.	104	88	29,5	5,5	58,5	4,4	72	92	42	48		16545

Terminal enclosures	Type	Pol + PE	Dimensions (mm)											Thread-Ø	Art.-Nr.
			A	B	C	D	E	F	G	H	I				
	1 Latch	10 pol.	48	85	4,5	63	52	4	40	50			2 x M25	16553	
		16 pol.	64	101	4,5	63	57	4	40	50			2 x M25	16563	
	1 Latch, with cover	10 pol.	48	85	4,5	78	52	4	40	50			2 x M25	16553.2	
		16 pol.	64	101	4,5	78	57	4	40	50			2 x M25	16563.2	
	2 Latches 2 x 16-pol	32 pol.	146	94	106	71	82	4	5,5	46	57,3		2 x M32	16543	
	4 Bolts, with cover 2 x 16-pol	32 pol.	94	106	88	82	4	5,5	46	57,3			2 x M32	16543.2	

Terminal enclosures also available with greater height and wider tread-diameters.
Your terminal enclosures are delivered together with the right cable fitting.

Connector Housing	10 pol. 16 pol.	Type	Pol + PE	Dimensions (mm)										Page 2		
				A	B	C	D	E	F	G	H	I	Thread-Ø	Art.-Nr.		
		2 Bolts, cable outlet sideways standard height	10 pol.	63	29,4	54,5									M20	16558
			16 pol.	79,5	29,4	54,5										M25
		2 Bolts, cable outlet sideways increased height	10 pol.	63	36	64,5									M25	16558.2
			16 pol.	79,5	29,4	70,5										M25
		2 Bolts, straight cable outlet standard height	10 pol.	63	29,4	62									M20	16556
			16 pol.	79,5	29,4	62										M25
		2 Bolts, straight cable outlet increased height	10 pol.	63	36	79									M25	16556.2
			16 pol.	79,5	29,4	85										M25

Connector housing 32 pol.	Type	Pol + PE	Dimensions (mm)										Thread-Ø	Art.-Nr.		
			A	B	C	D	E	F	G	H	I					
	4 Bolts, cable outlet sideways 2 x 16-pol	32 pol.	82	56	56										M32	16548
	4 Bolts, straight cable outlet 2 x 16-pol	32 pol.	82	56	90,5										M32	16546
	2 Latches, cable outlet sideways 2 x 16-pol	32 pol.	82	146	56	56	71								M32	16549
	2 Latches, straight cable outlet 2 x 16-pol	32 pol.	82	146	90,5	56	71								M32	16547

	Type	Pol + PE	Afmetingen (mm)								Pagina 3
			A	B	C	D	E	F	G	H	Art.-Nr.
	Cover with 2 bolts	10 pol.	63	29,4	15,5						16554.1
		16 pol.	79,5	29,4	15,5						16564.1
	Cover with 1 latch	10 pol.	75,5	63	54	29,4	14				16556.1
		16 pol.	92,5	79,5	54	29,4	14				16566.1
	Cover with 4 bolts	32 pol.	82	56	12						16544.1
	Cover with 2 latches	32 pol.	82	146	56	17,8	71				16546.1

Connector-inserts male		Art.-Nr.	Connector-inserts female		Art.-Nr.		
10 pol. 		16552	10 pol. 		16551		
16 pol. 			16562	16 pol. 		16561	
32 pol. 				16562.32			32 pol.